

USER GUIDE

www.fiberopticlink.com

UG-M077 2022-04-26

24VDC 20Ah DIN Mount Battery Pack

Ideal for Temporary Power Backup for Critical Communication Equipment

The RLH 24V 20Ah battery pack consists of two 12 volt maintenance free sealed lead acid AGM batteries and is contained within a powder coated steel housing with a hinged door and thumb screws. These battery packs are commonly used with AC/DC power supplies and a charge controller to provide uninterrupted backup power in the event of a power outage.

The battery pack is designed to be easily mounted, using a quick-mount plate, that is first attached to the wall, then the battery pack is hung and then secured to the mounting plate. It is designed to be used indoors or in a weatherproof enclosure.

The life expectancy of the internal batteries is up to 5 years. Excessive hot or cold temperatures will decrease battery power and life. Depleted batteries may be replaced in the field by qualified personnel.

Key Features

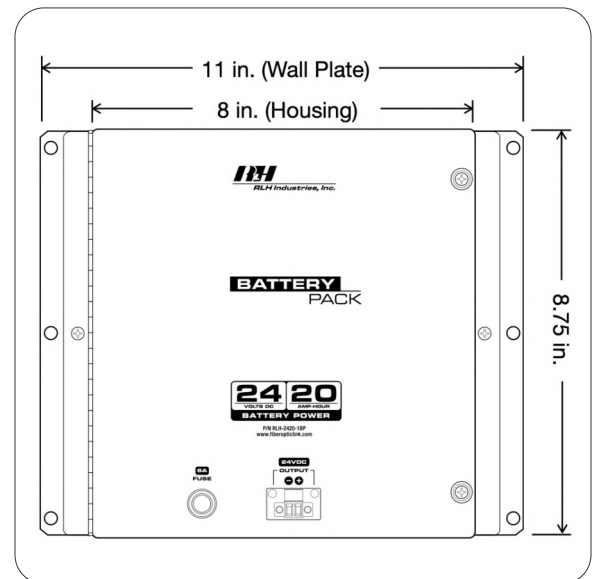
- RLH quick-mount system for easy installation
- Constructed with powder coated steel
- Internal sealed lead acid AGM batteries are maintenance and leak free
- High cycle life, deep discharge capable
- Easy to access, pluggable, screw down terminals
- Ideally suited for 24VDC UPS applications
- Externally accessible and user replaceable fuse
- Includes sealed, maintenance free, lead acid batteries with AGM technology
- Up to 5 years of stand by service

Ordering Information

Description	Part Number
24 Volt DC Battery Pack with 20Ah Capacity, Wall Mount	RLH-2420-1BP
Replacement Battery Set For RLH-2420-1BP	RLH-2420-1RB



24VDC 20Ah DIN Mount Battery Pack



Dimensions

USER GUIDE

www.fiberopticlink.com

Installation

Prior to installation:

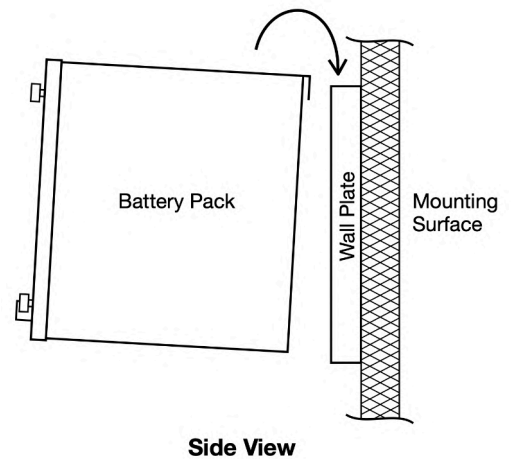
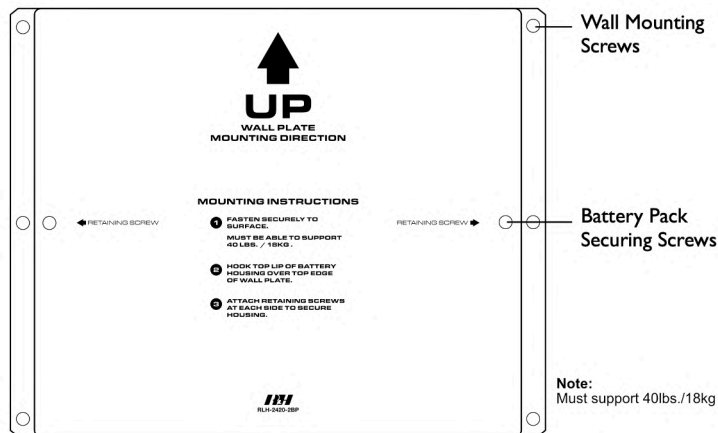
- Check for shipping damage
- Check the contents to ensure correct model and capacity
- Have a clean, dry installation environment ready

Required for installation:

- Sufficient mounting space
- Mounting surface must support 40lbs./ 18kg

Wall Mounting

- Fasten quick-plate securely to surface
- Hook top lip of battery housing over top edge of wall plate
- Attach retaining screws at each side to secure housing



Connect Contact Wires

Connect the battery wiring to the screw down terminal on the front. Observe the polarity markings next to the terminal block. The terminal may be removed for ease of installation by loosening the slotted head retaining screws and pulling straight out. Tighten the retaining screws after replacing the terminal block.

Install Fuse

Remove the fuse holder cover and install the included fuse. Refer to the specifications section for the replacement fuse rating.

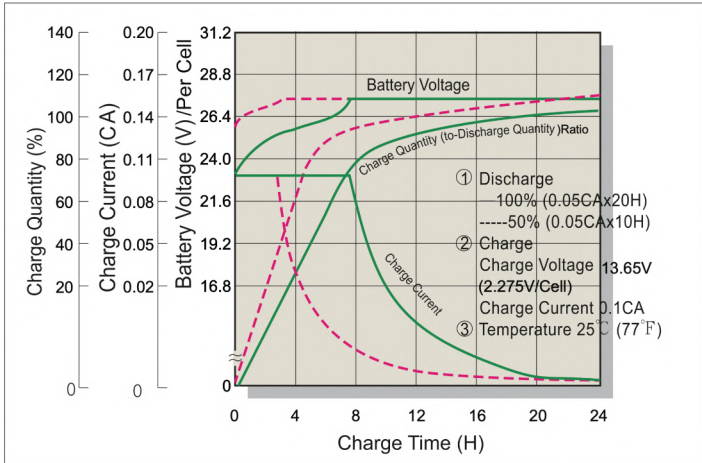
Note: Power is applied to the screw down terminals once the fuse is inserted.

USER GUIDE

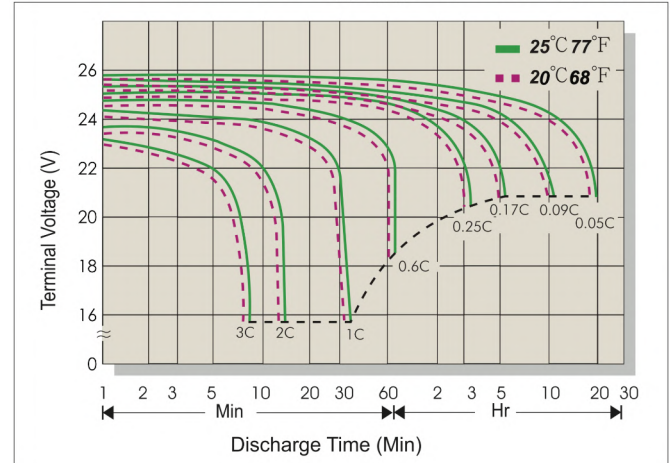
www.fiberopticlink.com

Charging & Discharging

Battery Voltage and Charge Time for Standby Use



Terminal Voltage (V) and Discharge Time



USER GUIDE

www.fiberopticlink.com

Key Specifications

Battery Pack Construction:	Durable powder coated steel with hinged door and thumb screws
Dimensions:	11" (W) x 8" (D) x 8.75" (H), (279mm x 203mm x 222mm) *including mounting wall plate
Weight:	18 kg/40 lbs.
Mounting:	Wall or panel mount
Power Connection:	Screw down power terminals
Internal Batteries:	Quantity 2, 12VDC, 20Ah
Battery Type:	Sealed Lead Acid, AGM, Deep Cycle, spill proof, maintenance free
Nominal Voltage:	24VDC
Capacity:	20Ah @ 25°C
Included Fuse:	6A, user replaceable
Operating Temperature Range:	Discharge: -15°C ~ 50°C (5°F ~ 122°F) Charge: -15°C ~ 40°C (5°F ~ 104°F) Storage: -15°C ~ 40°C (5°F ~ 104°F) *Extreme temperatures will reduce the storage time as well as the life of the batteries
Charging Voltage:	Standby Use: 27 to 27.6VDC average @25°C (77°F) Cycle Use: 28.8 to 30VDC average @25°C (77°F)
Maximum Recommended Charging Current Limit:	6A
Self Discharge:	Less than 10% after 90 days Battery pack can be stored for up to 6 months at 25°C (77°F) Batteries must be charged before using

USER GUIDE

www.fiberopticlink.com

Contact

By Mail:	Att: Sales RLH Industries, Inc. 936 N. Main St. Orange, CA 92867	
By Phone: Sales / Service Mon - Fri, 6am - 6pm, PST	Local	714-532-1672
	Toll Free	800-877-1672 866-DO-FIBER
	By Email: info@fiberopticlink.com	
By FAX:	714-532-1885	

Tech Support

By Email:	support@fiberopticlink.com	
By Phone:	Toll Free	855-754-2497 855-RLH-24X7